

MA614P09

说明书单面尺寸：148.5x210 mm  
 材料：70克双胶纸  
 注：黑白双面印刷

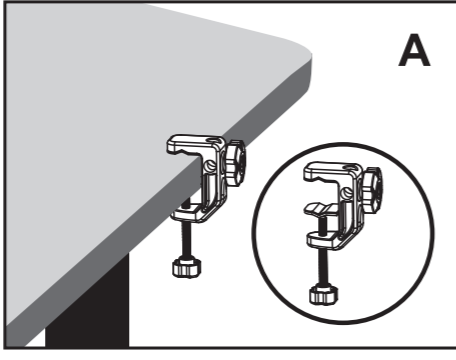
**Alctron 爱克创**  
make better ALCTRON ELECTRONICS  
 English

**MA614 Broadcasting & Recording Stand**

**GENERAL INTRODUCTION**

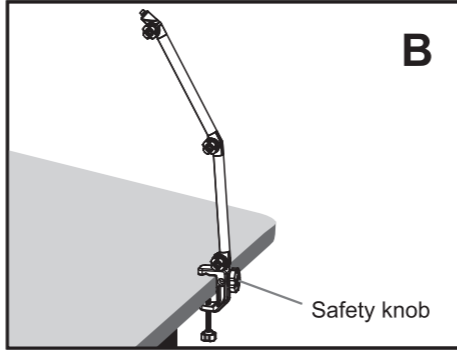
MA614 is a delicate bracket stand, its flexible function makes product space saving. The tube makes of alum which is more stable and durable. The stand comes with 5m dual XLR cable and the max bearing weight is about 2kg, beautiful and concise. Mic angle adjust lock screw and top stand angle adjust lock screw make the whole stand flexible and stable. The bracket stand's tilt range is from 20 degree to 160 degree, until get an ideal angle. It also comes with clam which used for locking the stand on the desk. It applies in broadcasting, TV show, studio, personal recording such occasions. Easy to installation and use, the MA614 is safe and reliable.

**INSTALLATION INSTRUCTIONS**



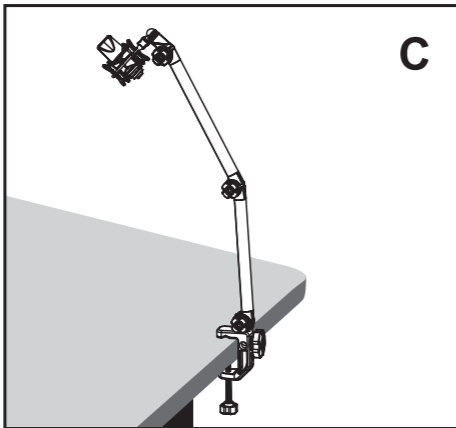
**A**

First, fixing the clamp on the desk.



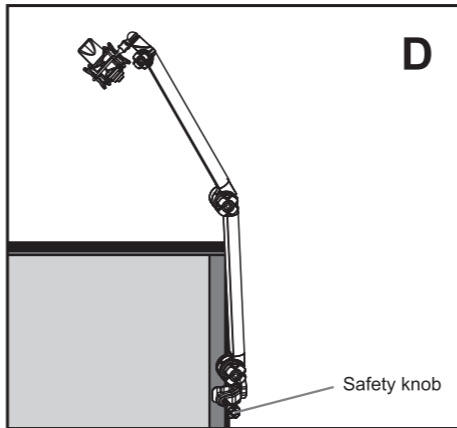
**B**

Second, inserting the stand into clamp and lock it by safety knob.



**C**

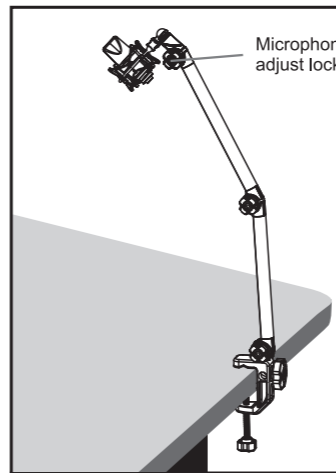
Finally, switching the shock mount and microphone.



**D**

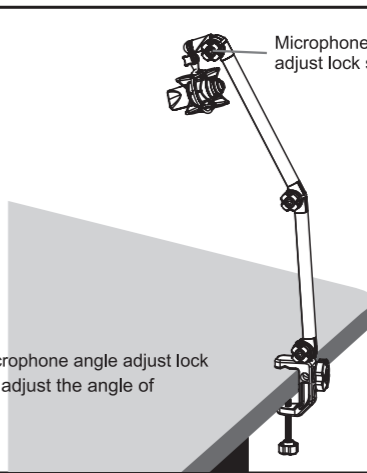
It also can clamp the clip on a vertical board, use safety knob to lock it on another side's locking hole.

**PRODUCT APPLICATION**



Microphone angle adjust lock screw

Loosen this microphone angle adjust lock screw you can adjust the angle of microphone.



Stand angle adjust lock screw

Loosen this stand angle adjust lock screw you can adjust the angle of top stand.

After finish above steps, you can begin to recording. If you still unsatisfied with the position, you can according to the above steps readjust the position, until you get your satisfied position.

**FEATURES**

- \* High quality alum construction;
- \* Professional broadcasting stand;
- \* Stretch out and draw back freely.

**SPECIFICATION**

- \* Top stand length: 490mm
- \* Bottom stand length: 460mm
- \* Max bearing weight: 2kg
- \* Clamp clamping desk thickness: 1-50mm
- \* Net weight: 1540g

Copyright © Ningbo Alctron Electronic Technology CO.,LTD. All rights reserved. Specifications and appearance subject to change without notice.  
 Ningbo Alctron Electronic Technology CO.,LTD.  
 No.76 SanCheng Road, XiuFeng Industrial Area, GaoQiao Town, NingBo, China.  
 Tel:+86 574 87150672 Fax:+86 574 87157176 E-mail:info@alctron-audio.com www.alctron-audio.com

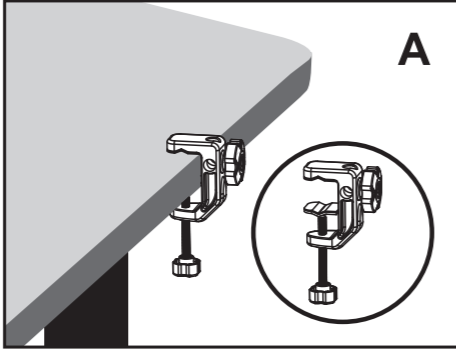
**Alctron 爱克创**  
make better ALCTRON ELECTRONICS  
 中文

**MA614播音&录音支架**

**产品介绍**

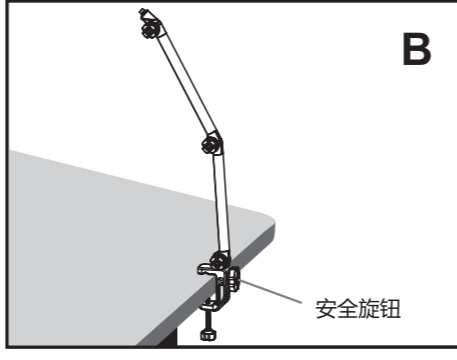
MA614是一款设计精巧的悬臂支架，可折叠收起，节约空间便于携带。支架采用优质的铝合金设计加工而成，更坚固耐用。支架配有5米双卡依音频线，挂载质量约2KG，整体简洁美观。话筒角度调节旋钮和上支臂角度调节旋钮能够使支架调节自如，悬挂稳定。支架悬臂可以在20°到160°之间改变方向，可以调节到理想的角度进行工作。支架配有一个结实的桌面锁紧夹块，能将支架牢固的锁定在桌子边缘。MA614支架适合应用在广播电台、电视台、录影棚、个人录音等场合，安装方便快捷，使用简单，安全可靠。

**安装说明**



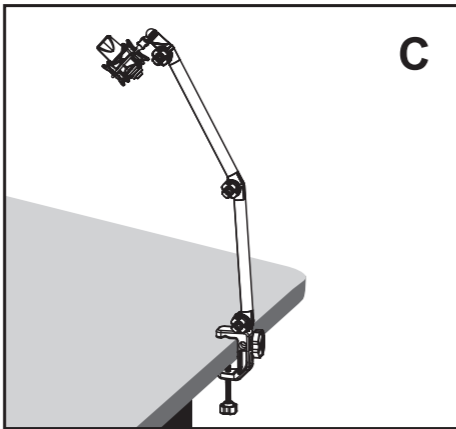
**A**

首先将夹块固定在桌子上。



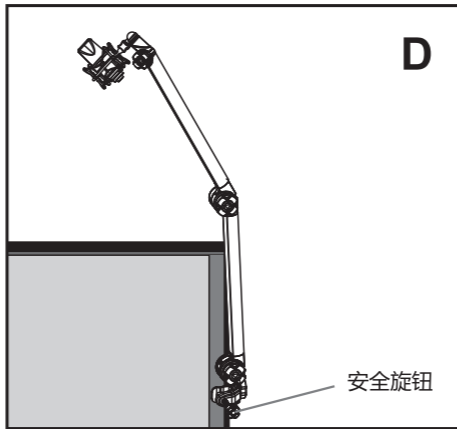
**B**

其次将支架插入夹块后用安全旋钮锁紧。



**C**

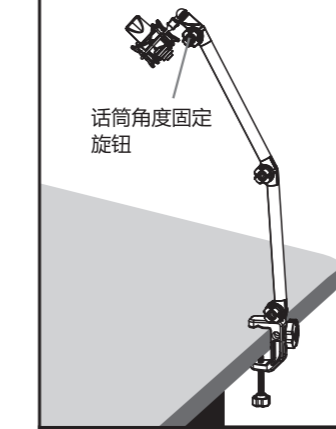
最后旋入防震架和麦克风。



**D**

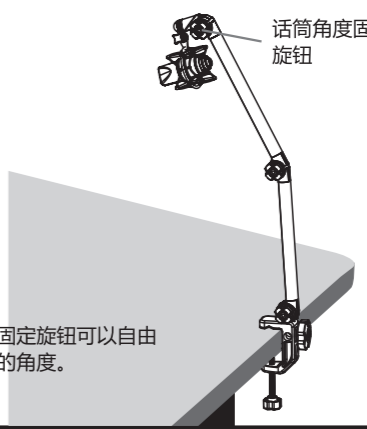
也可以将夹块夹在垂直的板上，用安全旋钮在另一边的将其锁紧。

**产品应用**



话筒角度固定旋钮

拧松话筒角度固定旋钮可以自由的调整麦克风的角。



支架角度固定旋钮

拧松支架角度固定旋钮可以自由的调整支架的上支臂的角度。

完成上述步骤后，您就可以开始录音了，如果您对对这个位置不满意，您可以按照上述步骤再调整一下，直到调整到您想要的效果为止。

**特征**

- \* 高品质铝合金构造；
- \* 专业播音支架；
- \* 伸缩自如。

**产品参数**

- \* 上支臂长：490mm
- \* 下支臂长：460mm
- \* 最大承重：2kg
- \* 夹块可夹桌面厚度：1-50mm
- \* 净重：1540g

版权所有©宁波奥创电子科技有限公司,所有保留。必要的技术数据和外观更改恕不另行通知。  
 宁波奥创电子科技有限公司 地址：浙江省宁波市鄞州区秀丰工业区三成路76号  
 电话：+86 574 88009874 传真：0574-87157176 邮箱：sales@alctron-audio.com  
 网址：http://www.alctron-audio.com 全国统一服务热线：4000-160-112

媒体编号							<h1 style="margin: 0;">MA614</h1> <h2 style="margin: 0;">中英文说明书</h2>				<h1 style="margin: 0;">MA614P09</h1>							
旧底图总号																		
底图总号		更改标记	数量	更改单号	签名	日期	<h1 style="margin: 0;">ALCTRON</h1>				等级	标记	重量	比例				
日期											第 张		共 张					
签名											标准		批准		<h2 style="margin: 0;">奥创电子有限公司</h2>			
格式(2)											制图:		描图:					